

Signify Classified - Internal
Cooper Lighting Solutions Photometric Lab
1121 Highway 74 South
Peachtree City, GA 30269



Scaled data based on original data using
LM-79-08 Approved Method: Electrical and Photometric Measurements of Solid-
State Lighting Products

Test Report Prepared for
Cooper Lighting Solutions
(formerly Eaton)

Brand: STREETWORKS

Report Number: P867674

Luminaire Tested: **MEM2-HTN-SA-60-722-U-T4W**

Issue Date: 08/21/2024

Test Information

Test Method: LM-79-08
Report Number: P867674
Test Lab: INNOVATION CENTER(G3)
Issue Date: 08/21/2024
Manufacturer: COOPER LIGHTING SOLUTIONS (FORMERLY EATON)
Product Line: STREETWORKS
Catalog Number: MEM2-HTN-SA-60-722-U-T4W
Description: EPIC MODERN TALL HOUSING DISCRETE LED ARRAYS 60W 70CRI 2200K
FIXTURE w/ TYPE IV WIDE DISTRIBUTION OPTIC
Light Source: (10) 2200K CCT, 70 CRI LEDS
Ballast/Driver: ELECTRONIC DRIVER

Summary

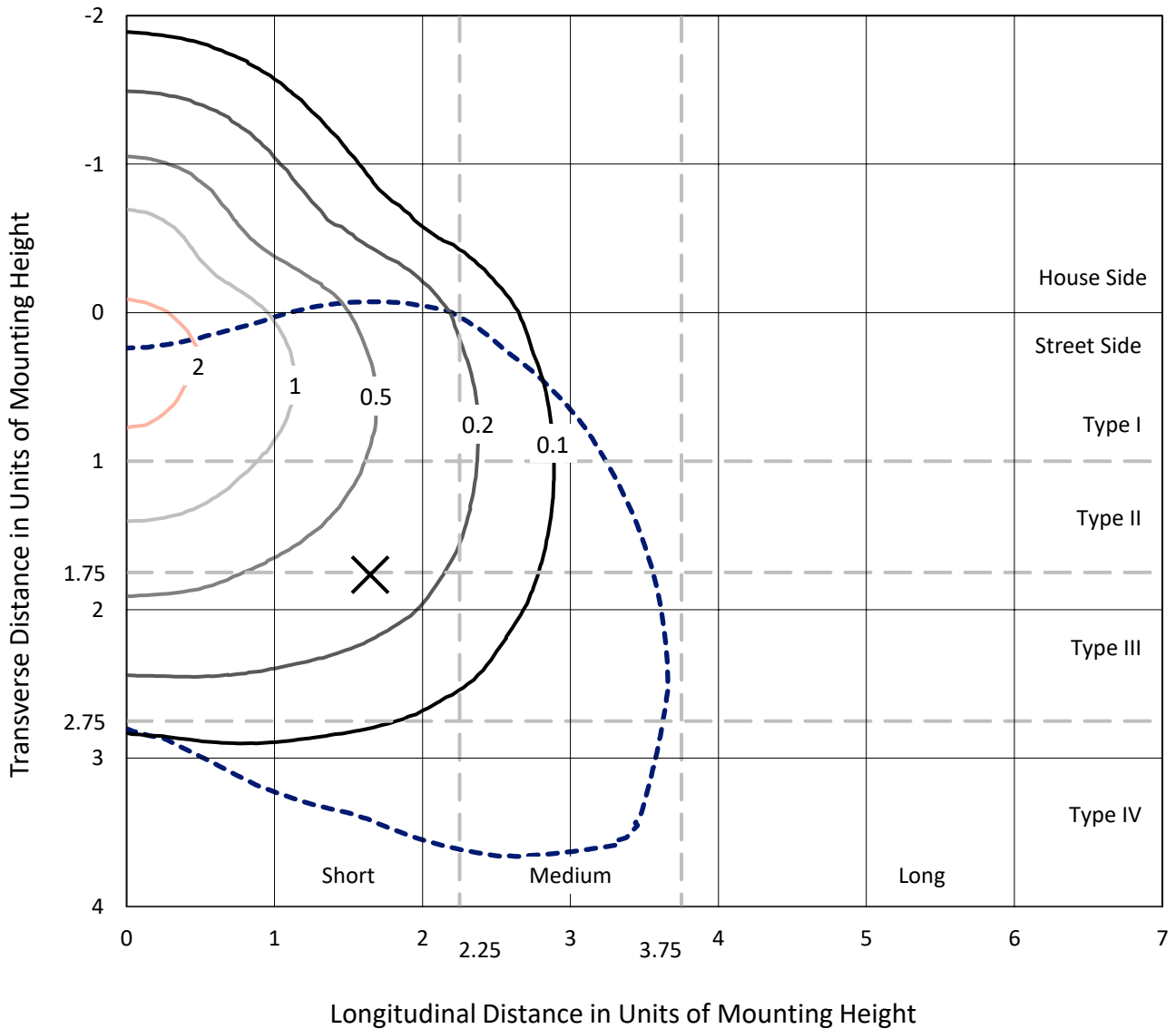
Lumens per Lamp: N/A
Luminaire Lumens: 5302.4 lumens
Efficiency: N/A
Efficacy: 120.5 lumens/watt
Luminous Opening: Rectangular (W 0.33' x L: 0.33' x H: 0')
IES Classification: Type IV - Short
BUG Rating: B1 - U0 - G1

Input Watts (W): 44
Input Voltage (V): 120
Input Current (A_{in}): NR
Voltage Rise (V): NR
Power Factor: 0.99
Total Harmonic Distortion (THDi): 6.91%
Frequency (hertz): 60
Stabilization Time: NR
Operation Time: NR
Ambient Temperature (°C): NR
Test Distance: 24 FT

REPORT NUMBER: P867674
 CATALOG NUMBER: MEM2-HTN-SA-60-722-U-T4W

Iso-Footcandle Lines of Horizontal Illumination

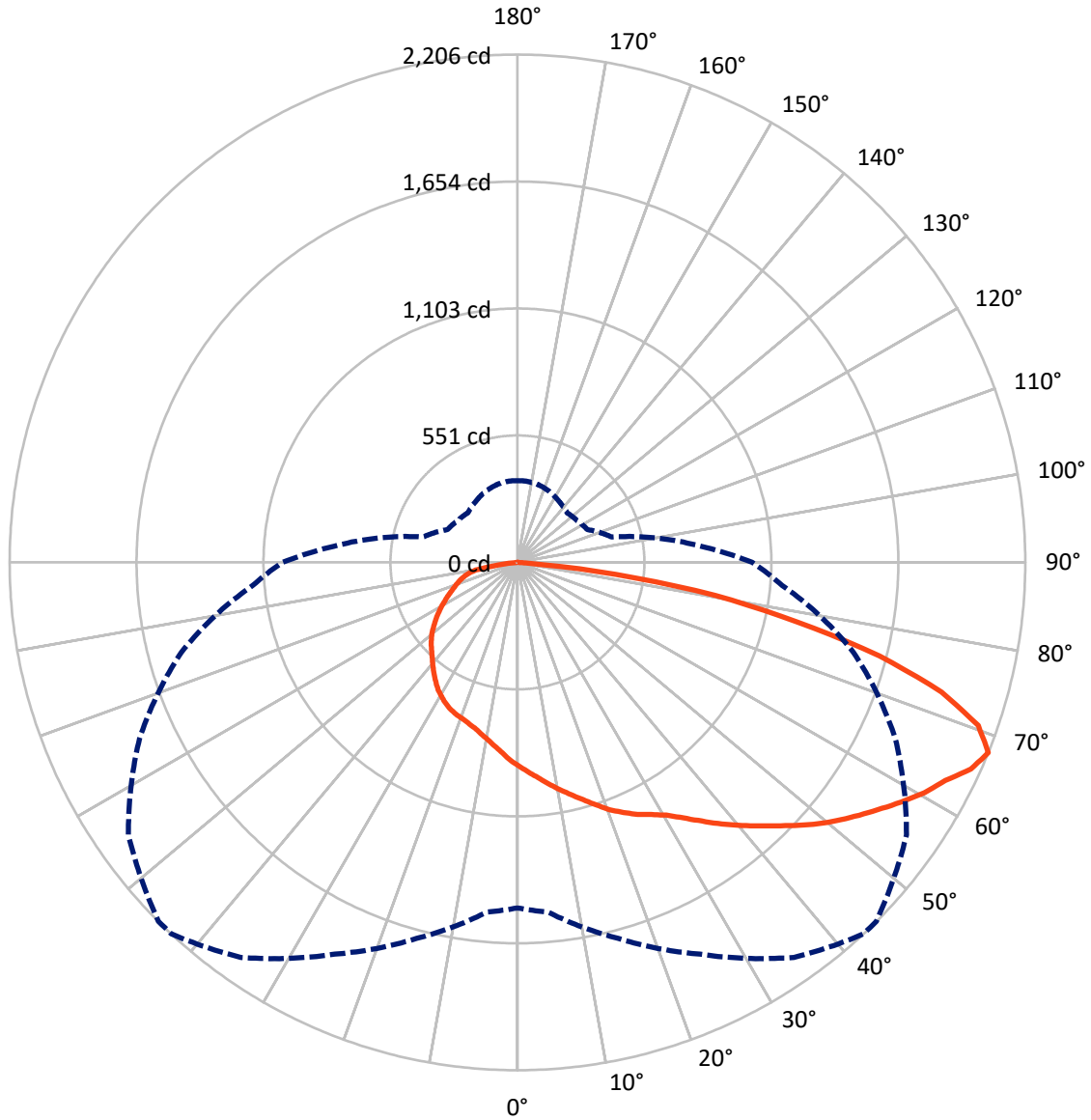
× Max cd
 - - - 1/2 Max cd



Based on 20 foot mounting height. Maximum calculated value = 2.5 fc
 Type IV - Short - N/A

REPORT NUMBER: P867674
CATALOG NUMBER: MEM2-HTN-SA-60-722-U-T4W

Luminous Intensity Polar Plot



— Vertical Plane Through 43-Deg Lateral - - - Horizontal Cone Through 67.5-Deg Vertical

REPORT NUMBER: P867674

CATALOG NUMBER: MEM2-HTN-SA-60-722-U-T4W

FLUX DISTRIBUTION:

		Downward	Upward	Total
House Side	Lumens	1426.4	0.0	1426.4
	% Fixture	26.9	0.0	26.9
Street Side	Lumens	3876.0	0.0	3876.0
	% Fixture	73.1	0.0	73.1
Total	Lumens	5302.4	0.0	5302.4
	% Fixture	100.0	0.0	100.0

ZONAL LUMENS:

Zone	Lumens	% Fixture
0°-10°	84.7	1.6
10°-20°	258.7	4.9
20°-30°	441.4	8.3
30°-40°	643.7	12.1
40°-50°	864.8	16.3
50°-60°	1058.6	20.0
60°-70°	1114.1	21.0
70°-80°	727.4	13.7
80°-90°	109.1	2.1
90°-100°	0.0	0.0
100°-110°	0.0	0.0
110°-120°	0.0	0.0
120°-130°	0.0	0.0
130°-140°	0.0	0.0
140°-150°	0.0	0.0
150°-160°	0.0	0.0
160°-170°	0.0	0.0
170°-180°	0.0	0.0
0°-90°	5302.4	100.0
0°-180°	5302.4	100.0

Coefficient of Utilization



REPORT NUMBER: P867674

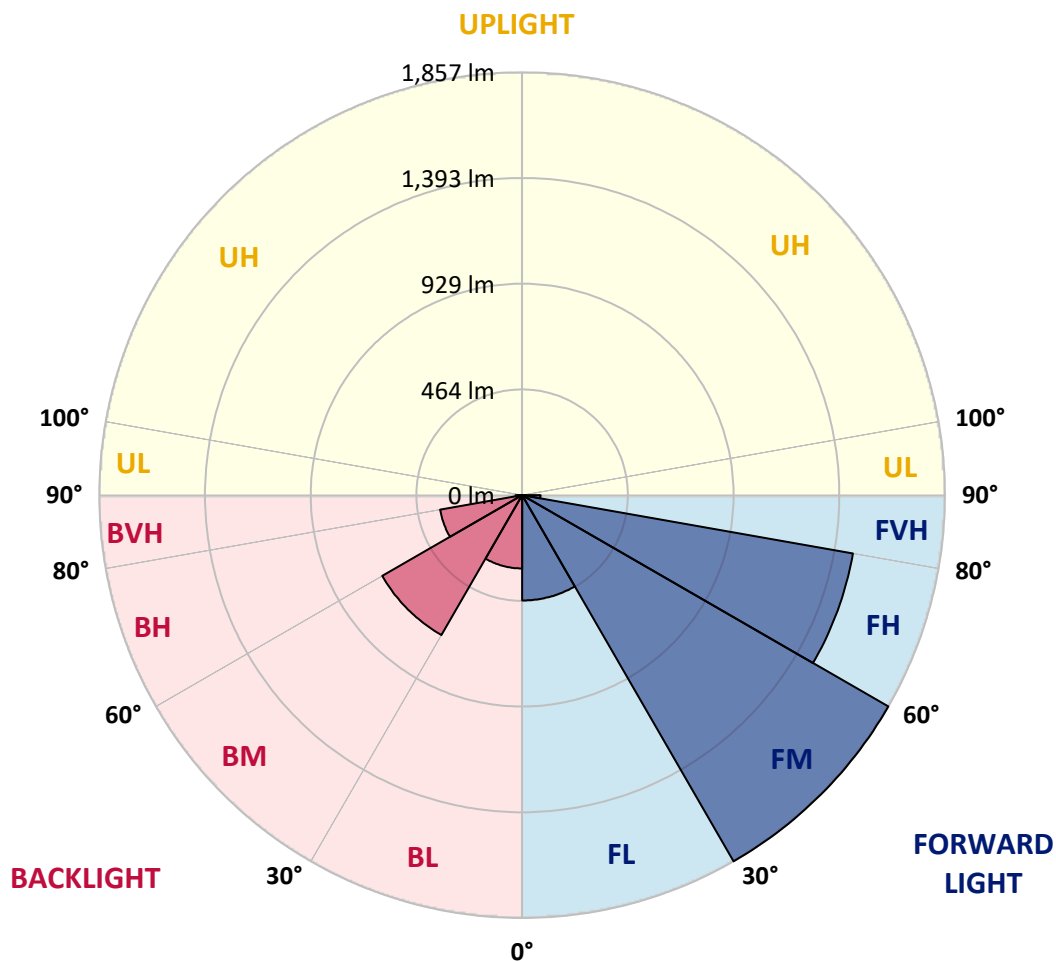
CATALOG NUMBER: MEM2-HTN-SA-60-722-U-T4W

LUMINAIRE CLASSIFICATION SYSTEM LUMEN TABLE AND BUG RATING:

Zone		Lumens	% Fixture	Zone Rating/Lumen Limit		
				B	U	G
FL	(0°-30°)	462.7	8.7			
FM	(30°-60°)	1857.4	35.0			
FH	(60°-80°)	1475.4	27.8			G1/1800
FVH	(80°-90°)	80.5	1.5			G1/100
BL	(0°-30°)	322.0	6.1	B1/500		
BM	(30°-60°)	709.7	13.4	B1/1000		
BH	(60°-80°)	366.1	6.9	B1/500		G1/500
BVH	(80°-90°)	28.6	0.5			G1/100
UL	(90°-100°)	0.0	0.0		U0/0	
UH	(100°-180°)	0.0	0.0		U0/0	

BUG Rating: B1-U0-G1

Type IV Short





REPORT NUMBER: P867674

CATALOG NUMBER: MEM2-HTN-SA-60-722-U-T4W

CANDELA DISTRIBUTION (FULL):

	0°	5°	15°	25°	35°	43°	45°	55°	65°	75°	85°
0°	885.1	885.1	885.1	885.1	885.1	885.1	885.1	885.1	885.1	885.1	885.1
2.5°	925.9	924.8	921.6	919.5	913.0	911.9	911.9	905.5	898.0	893.7	889.4
5°	967.7	962.4	960.2	955.9	945.2	938.8	940.9	929.1	914.1	903.4	891.6
7.5°	1005.3	1003.1	995.6	990.3	977.4	971.0	968.8	950.6	931.3	915.2	895.9
10°	1050.3	1045.0	1040.7	1030.0	1012.8	1003.1	999.9	976.3	951.6	930.2	904.4
12.5°	1091.1	1084.7	1079.3	1068.6	1051.4	1035.3	1031.0	1004.2	973.1	944.1	911.9
15°	1122.2	1123.3	1117.9	1108.3	1089.0	1069.7	1066.4	1031.0	993.5	958.1	919.5
17.5°	1151.2	1155.5	1152.3	1145.8	1126.5	1107.2	1104.0	1064.3	1019.2	974.2	928.0
20°	1179.1	1179.1	1178.0	1173.7	1159.8	1146.9	1140.5	1100.8	1043.9	991.3	939.8
22.5°	1195.2	1199.5	1199.5	1199.5	1190.9	1180.2	1178.0	1139.4	1077.2	1012.8	950.6
25°	1219.9	1225.2	1225.2	1223.1	1215.6	1212.4	1209.1	1172.7	1109.4	1037.5	962.4
27.5°	1272.4	1271.4	1262.8	1252.0	1241.3	1240.2	1236.0	1210.2	1146.9	1064.3	978.5
30°	1345.4	1347.5	1336.8	1303.5	1278.9	1273.5	1274.6	1252.0	1190.9	1095.4	996.7
32.5°	1457.0	1457.0	1415.1	1372.2	1336.8	1322.9	1319.6	1300.3	1236.0	1129.7	1017.1
35°	1540.7	1537.4	1513.8	1463.4	1419.4	1379.7	1374.4	1348.6	1286.4	1168.4	1039.6
37.5°	1604.0	1610.4	1592.1	1553.5	1510.6	1441.9	1431.2	1394.7	1332.5	1205.9	1062.1
40°	1726.3	1710.2	1666.2	1630.8	1579.3	1503.1	1493.4	1448.4	1379.7	1247.8	1090.0
42.5°	1815.3	1792.8	1742.4	1695.1	1630.8	1564.3	1555.7	1506.3	1434.4	1295.0	1119.0
45°	1943.0	1892.6	1822.8	1781.0	1689.8	1630.8	1620.0	1566.4	1491.3	1345.4	1155.5
47.5°	2066.4	1978.4	1904.4	1885.0	1754.2	1702.7	1694.1	1631.8	1552.5	1400.1	1190.9
50°	2050.3	1992.3	1967.7	1949.4	1809.9	1770.2	1761.7	1698.4	1614.7	1458.0	1226.3
52.5°	2009.5	2014.9	2015.9	1971.9	1862.5	1833.5	1825.0	1770.2	1679.1	1508.5	1260.6
55°	2052.4	2058.9	2057.8	1991.3	1923.7	1896.8	1891.5	1843.2	1741.3	1555.7	1285.3
57.5°	2117.9	2096.4	2093.2	2039.5	1989.1	1964.4	1958.0	1916.2	1793.8	1590.0	1304.6
60°	2129.7	2086.7	2100.7	2050.3	2038.5	2031.0	2028.8	1979.5	1843.2	1617.9	1312.1
62.5°	1997.7	1990.2	2044.9	2024.5	2064.2	2085.7	2086.7	2024.5	1870.0	1628.6	1304.6
65°	1772.4	1802.4	1920.4	1979.5	2102.8	2164.0	2161.8	2051.3	1866.8	1597.5	1258.5
67.5°	1501.0	1524.6	1690.9	1877.5	2094.3	2205.8	2204.8	2063.1	1811.0	1511.7	1154.4
70°	1138.3	1212.4	1448.4	1694.1	1978.4	2123.2	2141.5	1996.6	1683.3	1355.0	996.7
72.5°	865.8	877.6	1163.0	1420.5	1771.3	1926.9	1923.7	1784.2	1469.8	1141.5	830.4
75°	614.8	640.5	875.5	1100.8	1451.6	1624.3	1616.8	1463.4	1172.7	888.3	635.1
77.5°	458.1	467.8	640.5	816.5	1085.8	1241.3	1238.1	1081.5	862.6	652.3	473.1
80°	334.7	350.8	461.3	569.7	736.0	870.1	865.8	717.8	553.6	456.0	345.5
82.5°	187.8	199.6	268.2	344.4	388.4	430.2	412.0	344.4	252.1	196.3	169.5
85°	5.4	6.4	9.7	11.8	20.4	34.3	37.6	33.3	39.7	24.7	26.8
87.5°	2.1	2.1	2.1	2.1	2.1	3.2	3.2	3.2	3.2	3.2	3.2
90°	0.0	0.0	0.0	0.0	0.0	0.0	0.0	0.0	0.0	0.0	0.0



REPORT NUMBER: P867674

CATALOG NUMBER: MEM2-HTN-SA-60-722-U-T4W

CANDELA DISTRIBUTION (continued):

	90°	95°	105°	115°	125°	135°	145°	155°	165°	175°	180°
0°	885.1	885.1	885.1	885.1	885.1	885.1	885.1	885.1	885.1	885.1	885.1
2.5°	887.3	883.0	874.4	869.0	865.8	861.5	855.1	850.8	847.6	851.9	850.8
5°	886.2	877.6	862.6	851.9	841.1	832.6	822.9	815.4	811.1	813.2	812.2
7.5°	886.2	875.5	851.9	834.7	818.6	805.7	795.0	785.3	781.1	782.1	781.1
10°	890.5	875.5	844.4	819.7	798.2	783.2	771.4	762.8	759.6	762.8	763.9
12.5°	894.8	875.5	837.9	806.8	778.9	762.8	752.1	746.7	748.9	749.9	751.0
15°	896.9	874.4	831.5	791.8	760.7	743.5	737.1	736.0	741.4	746.7	747.8
17.5°	902.3	873.3	821.8	776.8	744.6	730.6	727.4	731.7	742.4	749.9	752.1
20°	908.7	875.5	811.1	758.5	728.5	717.8	723.1	732.8	745.6	756.4	758.5
22.5°	915.2	876.5	801.4	742.4	711.3	709.2	721.0	734.9	749.9	760.7	762.8
25°	922.7	876.5	788.6	722.0	694.2	697.4	715.6	733.8	747.8	761.7	763.9
27.5°	930.2	878.7	774.6	699.5	672.7	682.3	704.9	727.4	742.4	756.4	759.6
30°	943.1	883.0	762.8	680.2	651.2	664.1	690.9	716.7	732.8	747.8	751.0
32.5°	955.9	889.4	753.2	659.8	629.8	644.8	674.8	703.8	721.0	734.9	737.1
35°	973.1	898.0	745.6	639.4	608.3	620.1	652.3	684.5	703.8	714.5	719.9
37.5°	991.3	909.8	739.2	621.2	584.7	595.4	629.8	664.1	684.5	695.2	697.4
40°	1013.9	925.9	734.9	604.0	562.2	570.8	605.1	642.7	662.0	669.5	673.8
42.5°	1038.5	943.1	731.7	586.9	537.5	546.1	582.6	619.0	638.4	644.8	648.0
45°	1069.7	965.6	729.6	568.6	517.1	524.6	561.1	597.6	613.7	622.3	625.5
47.5°	1098.6	988.1	723.1	547.2	494.6	505.3	538.6	570.8	589.0	594.4	597.6
50°	1127.6	1007.4	710.2	523.6	474.2	483.9	513.9	537.5	551.5	557.9	560.0
52.5°	1155.5	1021.4	689.9	498.9	452.8	459.2	483.9	506.4	516.1	518.2	524.6
55°	1173.7	1028.9	660.9	469.9	431.3	433.4	451.7	472.1	477.4	478.5	478.5
57.5°	1186.6	1024.6	626.6	441.0	409.8	409.8	420.6	436.7	438.8	439.9	442.0
60°	1188.7	1009.6	582.6	414.1	386.2	383.0	393.7	403.4	404.5	406.6	408.8
62.5°	1172.7	976.3	535.4	388.4	363.7	356.2	365.9	375.5	380.9	384.1	386.2
65°	1123.3	908.7	481.7	362.6	342.2	329.4	341.2	357.3	368.0	369.1	369.1
67.5°	1020.3	799.3	424.9	335.8	316.5	304.7	319.7	336.9	349.8	355.1	354.0
70°	864.7	678.1	372.3	307.9	290.7	283.2	299.3	318.6	329.4	333.7	335.8
72.5°	696.3	542.9	326.2	280.0	268.2	263.9	280.0	299.3	314.4	320.8	321.9
75°	541.8	427.0	287.5	251.1	241.4	242.5	259.6	278.9	295.0	298.3	288.6
77.5°	420.6	340.1	251.1	216.7	211.4	218.9	236.0	256.4	266.1	269.3	262.9
80°	303.6	260.7	202.8	170.6	170.6	182.4	197.4	221.0	224.2	219.9	222.1
82.5°	143.8	126.6	99.8	82.6	77.2	85.8	91.2	98.7	107.3	109.4	104.1
85°	19.3	12.9	9.7	10.7	9.7	6.4	4.3	4.3	4.3	3.2	3.2
87.5°	3.2	3.2	2.1	2.1	2.1	2.1	2.1	2.1	1.1	1.1	1.1
90°	0.0	0.0	0.0	0.0	0.0	0.0	0.0	0.0	0.0	0.0	0.0

LM-79-2019: Approved Method: Electrical and Photometric Measurements of Solid-
State Lighting Products

Report Prepared for

Cooper Lighting Solutions

Streetworks

Report Number: SP1-2407-157-2

Test Date: 08/07/2024

Luminaire Tested: MEM2-HTN-SA-40-722-U-5WQ-2

Data in this report applies to families of products including MEM2-HTN-SA-40-722-U-5WQ-2

Test Information

Test Method: LM-79-2019
 Report Number: SP1-2407-157-2
 Test Lab: COOPER LIGHTING SOLUTIONS
 Photometer: SP1 - 76IN SPHERE
 Measurement Geometry: 4π
 Issue Date: 08/20/2024
 Manufacturer: COOPER LIGHTING SOLUTIONS
 Product Line: Streetworks
 Catalog Number: **MEM2-HTN-SA-40-722-U-5WQ-2**
 Description: Epic Modern Light Square 40W 5WQ Optic and Flare Trim

Spectral Parameters

CCT (K): 2253
 CIE u': 0.2868
 CIE v': 0.5332
 Duv: -0.0014
 CIE x: 0.4974
 CIE y: 0.4110
 CIE z: 0.0915
 Peak Wavelength (nm): 603
 Dominant Wavelength (nm): 587
 Purity: 72.69432
 R_f: 76.9
 R_g: 92.7

CRI (Ra):	70.6		
R1:	68.4	R9:	-36.0
R2:	88.7	R10:	78.2
R3:	85.4	R11:	61.0
R4:	63.5	R12:	74.2
R5:	69.0	R13:	72.8
R6:	88.9	R14:	92.2
R7:	68.5	R15:	58.0
R8:	32.0		



Test Conditions

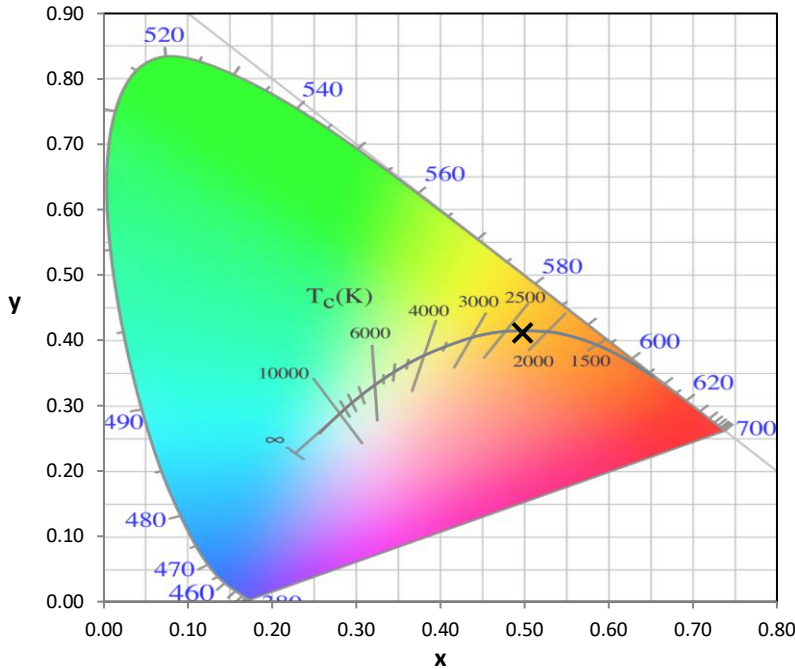
Stabilization Time: 29M
 Operation Time: 1H 29M
 Sphere Temperature (°C): 24.1

REPORT NUMBER: SP1-2407-157-2

Measurement and Test Equipment			
Instrument	Identification Number	Calibration Date	Calibration Due Date
Photometer	IN0058	6/18/2024	12/18/2024
Power Meter	INXT2011004	2/8/2024	2/8/2025
AC Power Source	IN0063	10/24/2023	10/24/2024
DC Power Source	IN0208	10/24/2023	10/24/2024
Sphere Thermometer	IN0085	10/24/2023	10/24/2024
Room Thermometer	IN0046	10/24/2023	10/24/2024

REPORT NUMBER: SP1-2407-157-2

CIE 1931 Chromaticity Diagram



CIE 1931 Chromaticity Diagram with 2017 ANSI 7-Step and 4-Step Quadrangles



Point lies inside the ANSI 2200K 4-step quadrangle

REPORT NUMBER: SP1-2407-157-2

Photopic Flux vs. Wavelength



Photopic Lumens: NR

λ (nm)	Power W [^] /nm	Lumens (ϕ /nm)	λ (nm)	Power W [^] /nm	Lumens (ϕ /nm)	λ (nm)	Power W [^] /nm	Lumens (ϕ /nm)	λ (nm)	Power W [^] /nm	Lumens (ϕ /nm)	λ (nm)	Power W [^] /nm	Lumens (ϕ /nm)
360	0	NR	490	117	NR	620	896	NR	750	20	NR	880	0	NR
365	0	NR	495	137	NR	625	838	NR	755	17	NR	885	0	NR
370	0	NR	500	160	NR	630	774	NR	760	14	NR	890	0	NR
375	0	NR	505	183	NR	635	704	NR	765	12	NR	895	0	NR
380	0	NR	510	202	NR	640	635	NR	770	10	NR	900	0	NR
385	0	NR	515	219	NR	645	565	NR	775	9	NR	905	0	NR
390	0	NR	520	235	NR	650	501	NR	780	7	NR	910	0	NR
395	0	NR	525	249	NR	655	440	NR	785	6	NR	915	0	NR
400	0	NR	530	263	NR	660	383	NR	790	5	NR	920	0	NR
405	0	NR	535	281	NR	665	332	NR	795	5	NR	925	0	NR
410	1	NR	540	302	NR	670	286	NR	800	4	NR	930	0	NR
415	3	NR	545	331	NR	675	245	NR	805	3	NR	935	0	NR
420	6	NR	550	366	NR	680	210	NR	810	3	NR	940	0	NR
425	12	NR	555	411	NR	685	178	NR	815	3	NR	945	0	NR
430	21	NR	560	469	NR	690	152	NR	820	2	NR	950	0	NR
435	38	NR	565	536	NR	695	129	NR	825	2	NR	955	0	NR
440	66	NR	570	614	NR	700	109	NR	830	2	NR	960	0	NR
445	122	NR	575	701	NR	705	92	NR	835	1	NR	965	0	NR
450	215	NR	580	785	NR	710	77	NR	840	1	NR	970	0	NR
455	236	NR	585	863	NR	715	66	NR	845	1	NR	975	0	NR
460	170	NR	590	928	NR	720	55	NR	850	1	NR	980	0	NR
465	148	NR	595	971	NR	725	47	NR	855	1	NR	985	0	NR
470	132	NR	600	994	NR	730	40	NR	860	1	NR	990	0	NR
475	104	NR	605	996	NR	735	33	NR	865	1	NR	995	0	NR
480	97	NR	610	979	NR	740	28	NR	870	1	NR	1000	0	NR
485	105	NR	615	943	NR	745	24	NR	875	0	NR			

REPORT NUMBER: SP1-2407-157-2

Scotopic Flux vs. Wavelength



Scotopic Lumens: NR

S/P: 0.96

λ (nm)	Power W [^] /nm	Lumens (φ/nm)	λ (nm)	Power W [^] /nm	Lumens (φ/nm)	λ (nm)	Power W [^] /nm	Lumens (φ/nm)	λ (nm)	Power W [^] /nm	Lumens (φ/nm)	λ (nm)	Power W [^] /nm	Lumens (φ/nm)
360	0	NR	490	117	NR	620	896	NR	750	20	NR	880	0	NR
365	0	NR	495	137	NR	625	838	NR	755	17	NR	885	0	NR
370	0	NR	500	160	NR	630	774	NR	760	14	NR	890	0	NR
375	0	NR	505	183	NR	635	704	NR	765	12	NR	895	0	NR
380	0	NR	510	202	NR	640	635	NR	770	10	NR	900	0	NR
385	0	NR	515	219	NR	645	565	NR	775	9	NR	905	0	NR
390	0	NR	520	235	NR	650	501	NR	780	7	NR	910	0	NR
395	0	NR	525	249	NR	655	440	NR	785	6	NR	915	0	NR
400	0	NR	530	263	NR	660	383	NR	790	5	NR	920	0	NR
405	0	NR	535	281	NR	665	332	NR	795	5	NR	925	0	NR
410	1	NR	540	302	NR	670	286	NR	800	4	NR	930	0	NR
415	3	NR	545	331	NR	675	245	NR	805	3	NR	935	0	NR
420	6	NR	550	366	NR	680	210	NR	810	3	NR	940	0	NR
425	12	NR	555	411	NR	685	178	NR	815	3	NR	945	0	NR
430	21	NR	560	469	NR	690	152	NR	820	2	NR	950	0	NR
435	38	NR	565	536	NR	695	129	NR	825	2	NR	955	0	NR
440	66	NR	570	614	NR	700	109	NR	830	2	NR	960	0	NR
445	122	NR	575	701	NR	705	92	NR	835	1	NR	965	0	NR
450	215	NR	580	785	NR	710	77	NR	840	1	NR	970	0	NR
455	236	NR	585	863	NR	715	66	NR	845	1	NR	975	0	NR
460	170	NR	590	928	NR	720	55	NR	850	1	NR	980	0	NR
465	148	NR	595	971	NR	725	47	NR	855	1	NR	985	0	NR
470	132	NR	600	994	NR	730	40	NR	860	1	NR	990	0	NR
475	104	NR	605	996	NR	735	33	NR	865	1	NR	995	0	NR
480	97	NR	610	979	NR	740	28	NR	870	1	NR	1000	0	NR
485	105	NR	615	943	NR	745	24	NR	875	0	NR			

REPORT NUMBER: SP1-2407-157-2

Melanopic Flux vs. Wavelength



Melanopic Lumens: NR

M/P: 1.71

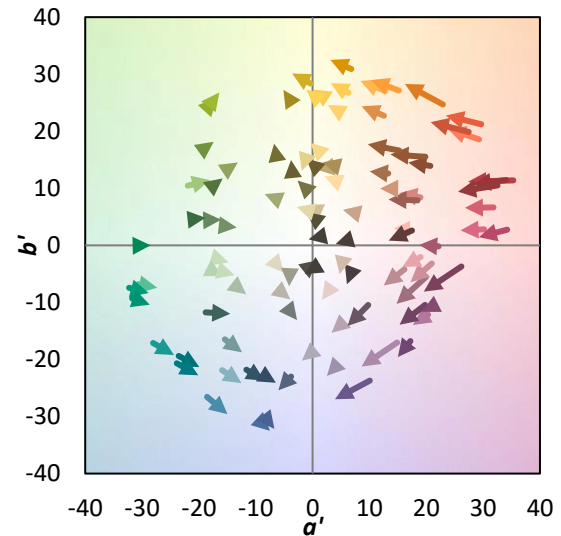
λ (nm)	Power W ² /nm	Lumens (φ/nm)	λ (nm)	Power W ² /nm	Lumens (φ/nm)	λ (nm)	Power W ² /nm	Lumens (φ/nm)	λ (nm)	Power W ² /nm	Lumens (φ/nm)	λ (nm)	Power W ² /nm	Lumens (φ/nm)
360	0	NR	490	117	NR	620	896	NR	750	20	NR	880	0	NR
365	0	NR	495	137	NR	625	838	NR	755	17	NR	885	0	NR
370	0	NR	500	160	NR	630	774	NR	760	14	NR	890	0	NR
375	0	NR	505	183	NR	635	704	NR	765	12	NR	895	0	NR
380	0	NR	510	202	NR	640	635	NR	770	10	NR	900	0	NR
385	0	NR	515	219	NR	645	565	NR	775	9	NR	905	0	NR
390	0	NR	520	235	NR	650	501	NR	780	7	NR	910	0	NR
395	0	NR	525	249	NR	655	440	NR	785	6	NR	915	0	NR
400	0	NR	530	263	NR	660	383	NR	790	5	NR	920	0	NR
405	0	NR	535	281	NR	665	332	NR	795	5	NR	925	0	NR
410	1	NR	540	302	NR	670	286	NR	800	4	NR	930	0	NR
415	3	NR	545	331	NR	675	245	NR	805	3	NR	935	0	NR
420	6	NR	550	366	NR	680	210	NR	810	3	NR	940	0	NR
425	12	NR	555	411	NR	685	178	NR	815	3	NR	945	0	NR
430	21	NR	560	469	NR	690	152	NR	820	2	NR	950	0	NR
435	38	NR	565	536	NR	695	129	NR	825	2	NR	955	0	NR
440	66	NR	570	614	NR	700	109	NR	830	2	NR	960	0	NR
445	122	NR	575	701	NR	705	92	NR	835	1	NR	965	0	NR
450	215	NR	580	785	NR	710	77	NR	840	1	NR	970	0	NR
455	236	NR	585	863	NR	715	66	NR	845	1	NR	975	0	NR
460	170	NR	590	928	NR	720	55	NR	850	1	NR	980	0	NR
465	148	NR	595	971	NR	725	47	NR	855	1	NR	985	0	NR
470	132	NR	600	994	NR	730	40	NR	860	1	NR	990	0	NR
475	104	NR	605	996	NR	735	33	NR	865	1	NR	995	0	NR
480	97	NR	610	979	NR	740	28	NR	870	1	NR	1000	0	NR
485	105	NR	615	943	NR	745	24	NR	875	0	NR			

Summary

$R_f = 76.9$
 $R_g = 92.7$
 CIE $R_a = 70.6$
 $R_9 = -36.0$



Color Vector Graphics



Individual Sample Fidelity Index ($R_{f,i}$)

CES01 = 87	CES26 = 76	CES51 = 88	CES76 = 78
CES02 = 65	CES27 = 94	CES52 = 85	CES77 = 75
CES03 = 32	CES28 = 93	CES53 = 80	CES78 = 79
CES04 = 72	CES29 = 81	CES54 = 86	CES79 = 82
CES05 = 51	CES30 = 91	CES55 = 83	CES80 = 81
CES06 = 52	CES31 = 83	CES56 = 77	CES81 = 51
CES07 = 44	CES32 = 75	CES57 = 75	CES82 = 92
CES08 = 42	CES33 = 88	CES58 = 76	CES83 = 88
CES09 = 29	CES34 = 88	CES59 = 84	CES84 = 90
CES10 = 79	CES35 = 94	CES60 = 91	CES85 = 65
CES11 = 62	CES36 = 90	CES61 = 82	CES86 = 48
CES12 = 68	CES37 = 97	CES62 = 91	CES87 = 76
CES13 = 45	CES38 = 98	CES63 = 86	CES88 = 78
CES14 = 75	CES39 = 97	CES64 = 70	CES89 = 61
CES15 = 72	CES40 = 94	CES65 = 71	CES90 = 80
CES16 = 48	CES41 = 95	CES66 = 71	CES91 = 80
CES17 = 51	CES42 = 89	CES67 = 70	CES92 = 51
CES18 = 57	CES43 = 80	CES68 = 74	CES93 = 68
CES19 = 74	CES44 = 99	CES69 = 84	CES94 = 44
CES20 = 68	CES45 = 83	CES70 = 72	CES95 = 66
CES21 = 88	CES46 = 81	CES71 = 75	CES96 = 75
CES22 = 81	CES47 = 88	CES72 = 89	CES97 = 76
CES23 = 92	CES48 = 73	CES73 = 68	CES98 = 72
CES24 = 92	CES49 = 82	CES74 = 85	CES99 = 63
CES25 = 73	CES50 = 87	CES75 = 80	



Color Rendition by Hue-Angle Bin



Measure Comparisons



(END OF REPORT)